



A Anteriore / Front
P Posteriore / Rear

S Superiore / Upper
I Inferiore / Lower

***** Acciaio / Steel
/ Alluminio / Aluminium

R Regolabile / Adjustable

Nissan



A S * R
MA/1684 **SUNNY** 2.0 GTI-R4 WD



A S * R
MA/1741 **MICRA** 1.0 16v - 1.3 16v



A S * R
MA/1802 **ALMIERA** <03/00



A S * R
MA/1875 **MICRA** 1.4 >01/03



P S * □
MA/1876 **MICRA** 1.4 >01/03

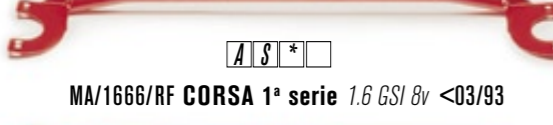
Opel



A S * R
MA/1615 **CORSA 1ª serie** 1.3 GT <03/93



A S * R
MA/1666 **CORSA 1ª serie** 1.6 GSI 8v <03/93



A S * □
MA/1666/RF **CORSA 1ª serie** 1.6 GSI 8v <03/93



A S * R
MA/1699 **CORSA 2ª serie** 1.6 GSI 16v



A S / □
MA/1719 **CORSA 2ª serie** 1.6 GSI 16v



A S * R
MA/1725 **CORSA 2ª serie** 1.2 i >93<96



P S * □
MA/1726 **CORSA 2ª serie**



A S * R
MA/1739 **CORSA 2ª serie** 1.4 16v
TIGRA 1.4 - 1.6 16v <97



A S * R
MA/1894 **CORSA 3ª serie** 1.0 12v >10/00
MICRA 1.3 TDCI >09/04



A S * □
MA/1655 **KADETT D** 1.8 GTE



A S * R
MA/1602 **KADETT E** 1.8 GSI - 2.0 GSI - 1.3 GT



A S * □
MA/1602/RF **KADETT E** 1.8 GSI - 2.0 GSI - 1.3 GT




A S * □
MA/1644 **KADETT E** 2.0 GSI 16v



A / * □
MA/1627 **KADETT E** 1.8 GSI - 2.0 GSI 8v - 2.0 GSI 16v



P S * □
MA/1626 **KADETT E**



A S * □
MA/1534 **ASCONA B** 2.0 GSI 16v



A S * □
MA/1681 **ASTRA 1ª serie** 1.8 l 16v - 2.0 GSI 16v



A S / □
MA/1682 **ASTRA 1ª serie** 1.8 l 16v - 2.0 GSI 16v



P S * □
MA/1683 **ASTRA 1ª serie**



A / * □
MA/1817 **ASTRA 2ª serie** 1.8 16v



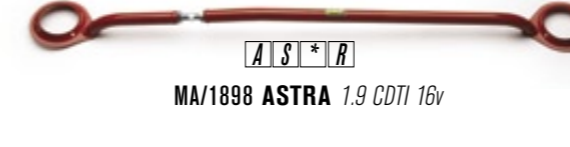
A S * □
MA/1819 **ASTRA 2ª serie** 1.8 16v



A S * R
MA/1698 **CALIBRA - VECTRA** 2.0 16v



A S / R
MA/1744 **CALIBRA - VECTRA** 2.0 16v



A S * R
MA/1898 **ASTRA** 1.9 CDTI 16v

Peugeot




A S * R
MA/1685 **106** 1.4 XSi <92 (2 fori d'attacco)



A S * R
MA/1722 **106** 1.3 Rally - 1.4 XSi - 1.4 XS - 1.1 XT



A / * □
MA/1724 **106** 1.3 Rally - 1.6 Rally 16V - 1.4 XSi



A S * R
MA/1771 **106** 1.6 Rally - 1.6 Rally 8v -
1.4 XT - 1.4 Sport- 1.1



A S * R
MA/1781 **106** 1.6 GTI 16V - 1.6 Rally 16v



A S * R
MA/1642 **205** 1.3 Rally



A / * □
MA/1625 **205** 1.6 GTI - 1.9 GTI - TD



A S * R
MA/1554 **205** 1.6 GTI - 1.9 GTI - TD




A S / □
MA/1601 **205** 1.6 GTI - 1.9 GTI



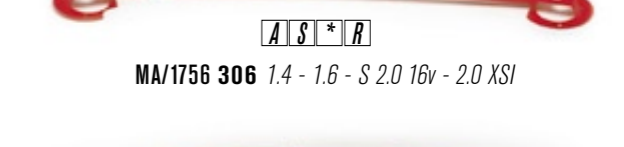
A S * R
MA/1811 **206** 1.1 - 1.6 XS - 2.0 HDI



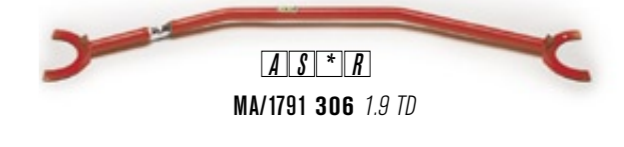
A S * R
MA/1900 **206** 1.6 HDI



A / * □
MA/1729 **306 S** 2.0 16v



A S * R
MA/1756 **306** 1.4 - 1.6 - S 2.0 16v - 2.0 XSi



A S * R
MA/1791 **306** 1.9 TD



A S * R
MA/1667 **309** 1.9 GTI 16v



A S * □
MA/1667/RF **309** 1.9 GTI 16v



A Anteriore / Front
P Posteriore / Rear

S Superiore / Upper
I Inferiore / Lower

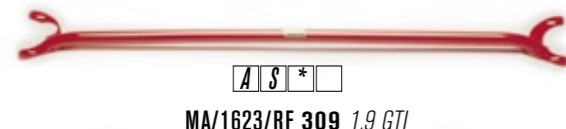
***** Acciaio / Steel
/ Alluminio / Aluminium

R Regolabile / Adjustable



A S * R

MA/1623 309 1.9 GTI



A S * /

MA/1623/RF 309 1.9 GTI



A / I * /


MA/1668 309 1.9 GTI 16v



A S * R

MA/1809 406 HDI Turbo Diesel

Porsche



A S / R

MA/1757 911 mod. 933 Carrera 4 >93<97

Renault




A S * /

MA/1532 R5 Alpine vecchio modello



A S * R

MA/1604 SUPER 5 GT Turbo



A S / /

MA/1605 SUPER 5 GT Turbo



A S * /

MA/1672 CLIO 1.8 16V - 2.0 16v Williams




A S / /

MA/1671 CLIO 1.8 16V - 2.0 16v Williams



A S * /

MA/1670 CLIO 1.2i - 1.4i <96



A S * /

MA/1816 CLIO 2ª serie 1.2 - 1.4 - 1.6 16v >98



A S * R

MA/1836 CLIO RS 2000



P S * /

MA/1838 CLIO RS 2000




A S * R

MA/1901 CLIO 1.5 DCI >10/05



A S * R

MA/1553 R11 Turbo



A S * /

MA/1553/RF R11 Turbo



A S * R

MA/1778 MEGANE 1.4 - 1.6

Rover



A S * R

MA/1767 214 >96 - ROVER 25 >01/00 - MG 160

Seat



A S * /

MA/1693 IBIZA 2ª serie
2.0 GTI 8V - 2.0 GTI 16v - 1.8 16v - TDI



A S / /

MA/1694 IBIZA 2ª serie 2.0 GTI 8v - 1.8 16v



A / I * /

MA/1558 IBIZA 2ª serie 2.0 GTI 8v



P S * /

MA/1695 IBIZA 2ª serie >93



A S * R

MA/1833 IBIZA 1.9 TDI >99



A S * R

MA/1857 IBIZA 1.9 TDI >02



A / I * /

MA/1864 IBIZA 1.9 TDI >02



A S * R

MA/1782 LEON TDI 1.9 - 1.8



A / I * /

MA/1788 LEON

Skoda



A S * /


MA/1782 OCTAVIA 1.9 TDI

Subaru



A S * R

MA/1743 IMPREZA 2.0 16v Turbo 4WD >12/00



P S * /

MA/1861 IMPREZA WRX >12/00<02



A S / estruso R flangia acciaio

MA/1862 IMPREZA >12/00<02

Suzuki



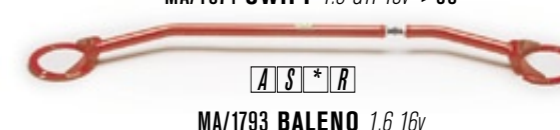
A S * /

MA/1673 SWIFT 1.3 GTI 16v >90




P S * /

MA/1674 SWIFT 1.3 GTI 16v >90



A S * R

MA/1793 BALENO 1.6 16v



A S * R

MA/1893 IGNIS 1.3 16v >10/03

Toyota



A S * R

MA/1826 YARIS 1.0 - 1.3 - 1.5 T-Sport



P S * /

MA/1828 YARIS 1.0 16v



A S * R

MA/1790 COROLLA 1.6 16v <01



A S * R

MA/1768 PASEO 1.5 16v